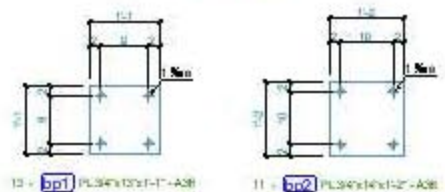
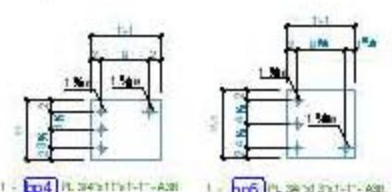


Anchor Bolt Plan

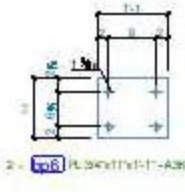
**\*\*NOTE\*\***  
 OLD 1ST FLOOR ELEV. +100'-0" = NEW 1ST FLOOR ELEV. +0'-0"  
 ALL ELEV. FROM NEW 1ST FLOOR ELEV. +0'-0"



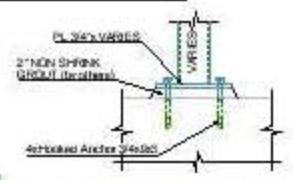
10 - bp1 PL 3/8x12x11'-1"-A08



11 - bp2 PL 3/8x14x11'-2"-A08



12 - bp3 PL 3/8x12x11'-1"-A08



Typical Anchor Detail

A	4/8/2011	BY	FOR APPROVAL
REV	Date	BY	Description
Location:			
Project: Country Club Plaza			
Building: Building #3			
Client:			
Contract:			
Drawing Title:			
Scale:			
Project No.:			Drawing No. AB1